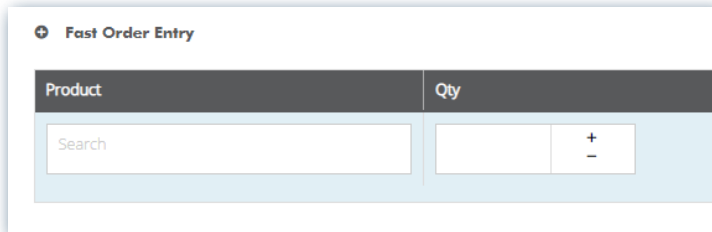


TIME SAVERS

Fast Order Entry

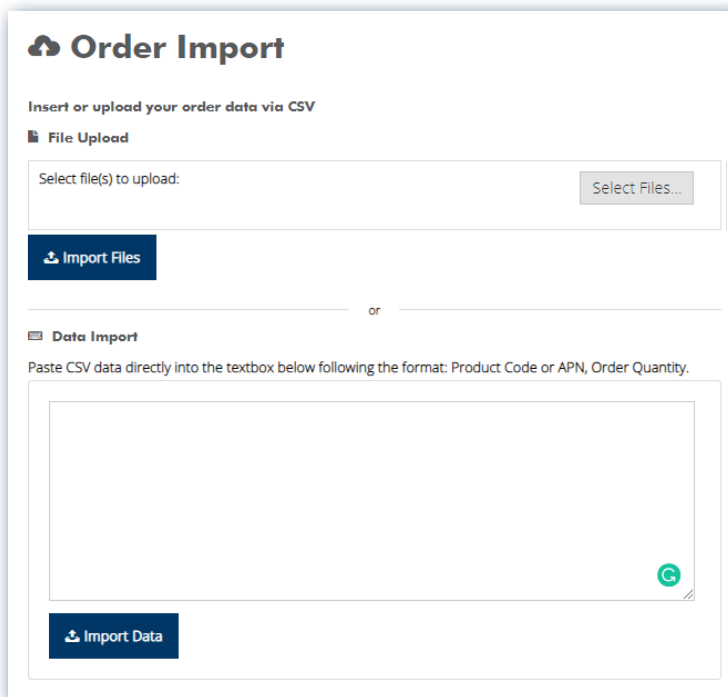
Utilise fast order entry in the checkout to quickly add products via search directly to your cart.



The interface shows a 'Fast Order Entry' section with a 'Product' search bar and a 'Qty' field with '+' and '-' buttons.

CSV Order Upload

Using a simple CSV (excel) document that includes the SSS Australia item number and the quantity you want to order, you can upload your order in two simple clicks.

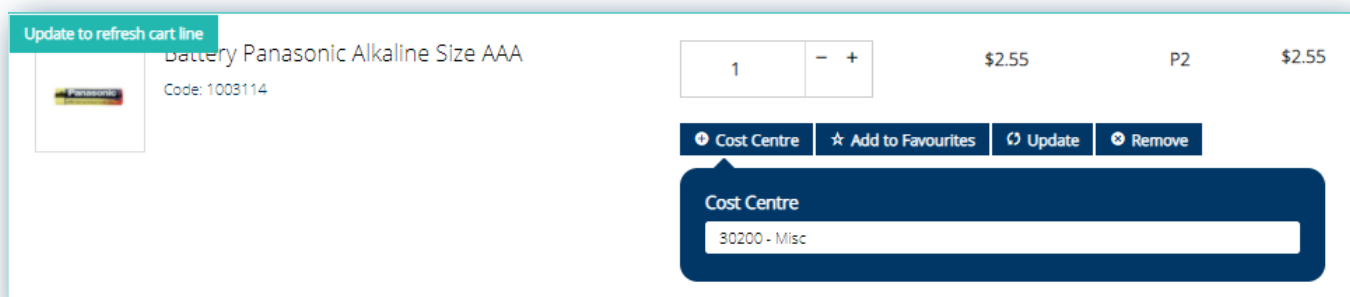


The 'Order Import' interface has two main sections: 'File Upload' with a 'Select Files...' button and an 'Import Files' button, and 'Data Import' with a text area for pasting CSV data and an 'Import Data' button. The instructions state: 'Paste CSV data directly into the textbox below following the format: Product Code or APN, Order Quantity.'

	A	B	C
1	Item Number	Qty	
2	1094988	2	
3	1006054	2	
4	1017343	3	
5	1182463	1	
6	1010440	1	
7	1010487	1	
8	1017209	3	
9	1211260	1	
10	1200712	1	
11	1238228	1	
12	1105016	1	
13	1002888	1	
14	1297600	10	
15	1050974	1	

Cost Centres

To assist with improving your account procedures, you can utilise the cost centre entry options in the checkout. This will include the cost centre information on your invoices for your accounts department to utilise.



The checkout interface shows a product line for 'Battery Panasonic Alkaline Size AAA' with a quantity of 1, unit price of \$2.55, and a total of \$2.55. Below the product line are buttons for 'Cost Centre', 'Add to Favourites', 'Update', and 'Remove'. A dropdown menu is open under 'Cost Centre', showing the selected value '30200 - Misc'.